


TOWERMAX



BruntonShaw
STRENGTH IN SERVICE

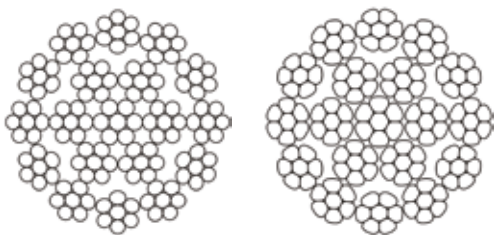
**DEDICATED ROPES FOR
TOWER CRANES**

TOWERMAX 18/18K

TowerMax ropes, designed and manufactured in Europe, are the ultimate choice in performance and flexibility. These ropes are readily available for any type of tower crane and can be customized on demand.

Diameter		Metallic area		Mass		Minimum Breaking Force/Load			
		18	18K	18	18K	18		18K	
mm	in	mm ²	mm ²	kg/m	kg/m	kN	ton	kN	ton
8	5/16	28.0		0.239		47.4	4.83		
9		35.4		0.302		59.9	6.11		
10		43.7	52.8	0.373	0.443	74.0	7.55	88.0	8.97
11		52.9	63.8	0.452	0.535	89.5	9.13	106	10.9
12		62.9	76.0	0.538	0.637	107	10.9	127	12.9
	1/2	70.5	85.1	0.602	0.714	119	12.2	142	14.5
13		73.9	89.2	0.631	0.748	125	12.8	149	15.2
14		85.7	103	0.732	0.867	145	14.8	172	17.6
15		98.3	119	0.840	1.00	167	17.0	198	20.2
16		112	135	0.956	1.13	189	19.3	225	23.0
17		126	152	1.08	1.28	214	21.8	254	25.9
18		142	171	1.21	1.43	240	24.4	285	29.1
19	3/4		190		1.60			318	32.4
20			211		1.77			352	35.9
21			233		1.95			388	39.6
22			255		2.14			426	43.4
	7/8		261		2.19			435	44.3
23			279		2.34			466	47.5
24			304		2.55			507	51.7

These figures are for guidance only. Other features, such as MBF, wire finishing, dimensions and lay type can be designed on request. MBF values are referred to 1960 grade, custom values are available on demand.



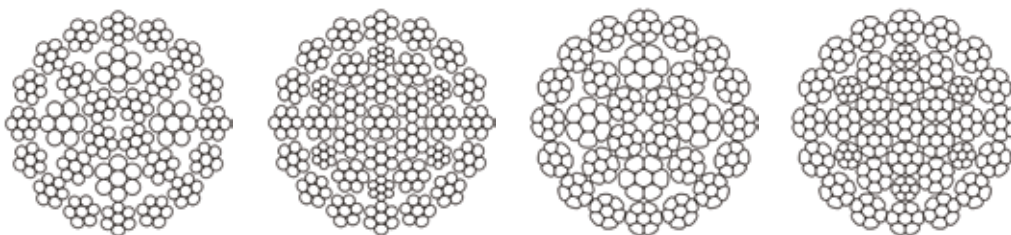
- Recommended for medium rise systems
- Custom oversize for smooth matching with sheaves
- High flexibility and handling properties

TOWERMAX 35/35K

TowerMax ropes, designed and manufactured in Europe, are the ultimate choice in performance and flexibility. These ropes are readily available for any type of tower crane and can be customized on demand.

Diameter		Metallic area		Mass		Minimum Breaking Force/Load			
		35	35K	35	35K	35		35K	
mm	in	mm ²	mm ²	kg/m	kg/m	kN	ton	kN	ton
10		45.2		0.384		76.0	7.75		
11		54.7		0.465		92.0	9.38		
12		65.1	78.1	0.553	0.664	109	11.2	131	13.4
	1/2	72.9	87.5	0.619	0.743	123	12.5	147	15.0
13		76.4	91.7	0.649	0.779	128	13.1	154	15.7
14		88.6	106	0.753	0.903	149	15.2	178	18.2
15		102	122	0.864	1.04	171	17.4	205	20.9
16		116	139	0.983	1.18	195	19.8	233	23.8
17		131	157	1.11	1.33	220	22.4	263	26.8
18		146	176	1.24	1.49	246	25.1	295	30.1
19	3/4	163	196	1.39	1.66	274	28.0	329	33.5
20		181	217	1.54	1.84	304	31.0	364	37.1
21		199	239	1.69	2.03	335	34.2	401	40.9
22		219	263	1.86	2.23	368	37.5	440	44.9
	7/8	223	268	1.90	2.28	375	38.3	449	45.8
23		239	287	2.03	2.44	402	41.0	481	49.1
24		260	313	2.21	2.65	438	44.6	524	53.4
25			339		2.88			569	58.0
	1		350		2.97			587	59.9
26			367		3.12			615	62.7
28			425		3.61			713	72.8
	1 1/4		443		3.76			743	75.8
30			488		4.15			819	83.5

These figures are for guidance only. Other features, such as MBF, wire finishing, dimensions and lay type can be designed on request. MBF values are referred to 1960 grade, custom values are available on demand.



- Recommended for high and ultra-high rise systems
- Custom oversize for smooth matching with sheaves
- Excellent structural stability and profile roundness

Global Design Centre

Usha Martin Italia srl
Via Segni 6
25062 Concesio (BS)
Italy

SALES

Brunton Shaw

Sandy Lane, Worksop
S80 3ES
UK
sales@brunton-shaw.co.uk
www.brunton-shaw.com

De Ruiter Staalkabel b.v.

Kerkeplaat 10
3313 LC Dordrecht
The Netherlands
info@drstk.nl
www.deruiterstaalkabel.nl